


FOILBOARD® INSULATION SYSTEMS

INSTALLATION GUIDE

To achieve maximum thermal performance and to ensure the quick and easy installation of Foilboard® GREEN rigid insulation panel to underfloor systems, Foilboard Australia recommends the following method.





What do you need?

 Foilboard® Floor Saddles

 Foilboard® Green Insulation Joining Tape

How to Install?



-  To minimise wastage cut across the width of the panel making each cut panel 1200mm long
-  You can use a neutral cure silicon to seal any minor gaps
-  There is no need to nail down the saddles, they will be secured in place once the flooring is laid
-  When marking out the Foilboard® GREEN panel roundup the measurement by 1-2mm, this will ensure a snug fit and allow for any slight variation in the joists

TOP TIPS



UNDERFLOOR (SADDLE - NEW BUILD)



It's the smarter way to insulate

INFORMATION HOTLINE: 1800 354 717
www.foilboard.com.au